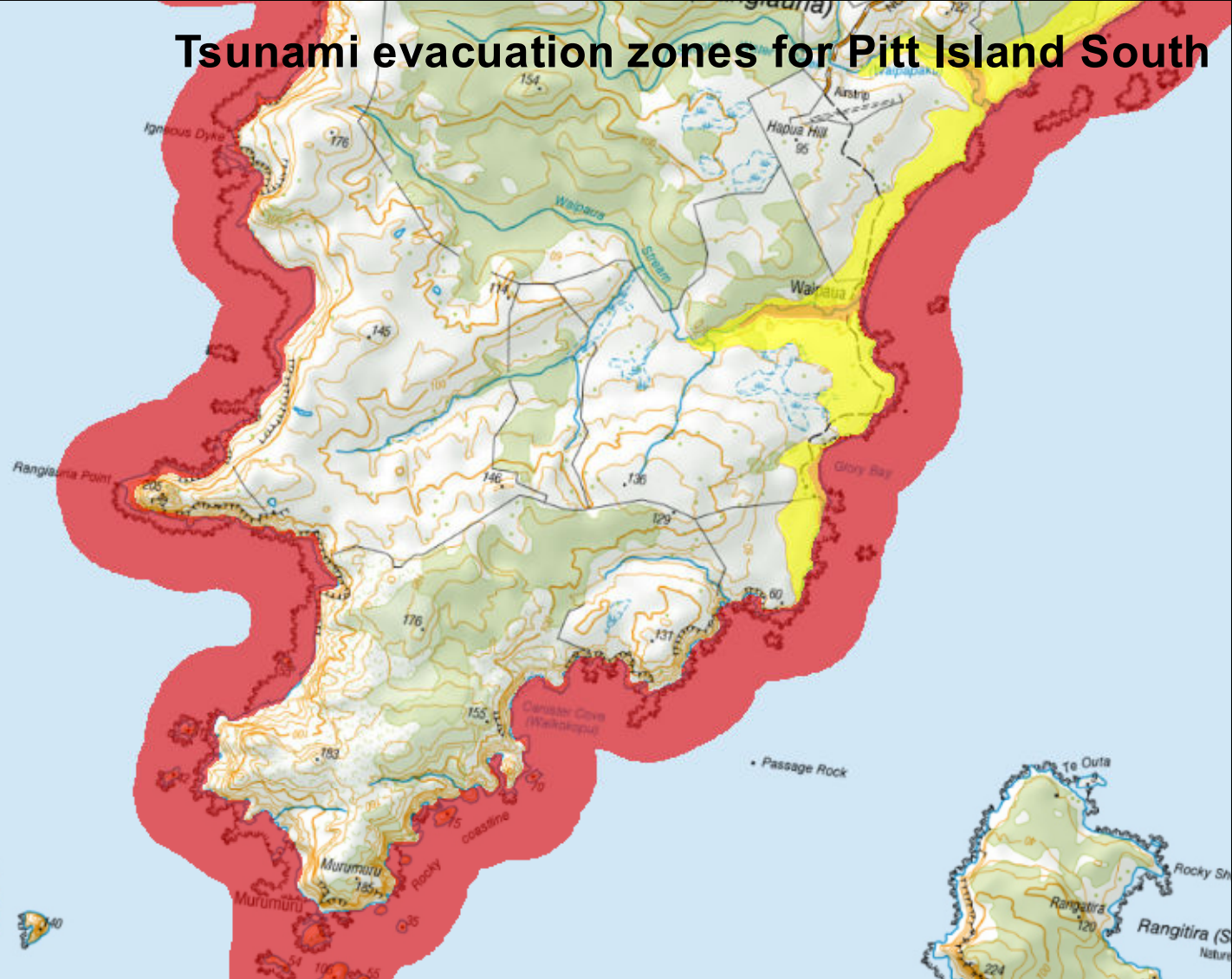





Tsunami evacuation zones for Pitt Island South



-  Red zone - evacuate after a long or strong earthquake, or in any official tsunami warning.
-  Orange zone - evacuate after a long or strong earthquake, or in an official warning of a tsunami that could flood land (bigger than 1 metre wave height at coast above normal sea level at the time).
-  Yellow zone - evacuate after a long or strong earthquake, or in an official warning of a tsunami that could flood land (bigger than 8 metres wave height at coast above normal sea level at the time).

If you feel a long (more than a minute) or strong (hard to stand up) earthquake, evacuate all zones.

0 0.5 1 1.5 2 2.5 km

